

Ride Designs®
a branch of Aspen Seating, LLC

toll-free 866.781.1633
phone 303.781.1633
fax 303.781.1722
www.ridedesigns.com

Ride® Custom Systems Face Sheet :~)

Please fill in one face sheet per client order. **NOTE:** P.O. name and Order name need to match.

Client's First and Last Name* _____

Attach appropriate order form for each component ordered.

- Ride Custom 2 Cushion (RCC200)
Shape provided via:
 - RideWorks® Scan
 - Impression Foam
 - Evaluator Cushion
- Ride Custom AccuSoft™ Cushion (RCAC-S/RCAC-XS)
Shape provided via:
 - RideWorks Scan
 - Impression Foam
 - Evaluator Cushion
- Ride Custom Back (RCB100)
Shape provided via:
 - RideWorks Scan
 - Plaster Cast

| |
|----------------------|
| Account # _____ |
| PO # _____ |
| Date _____ SO# _____ |
| SN# _____ |

Date of shape capture: _____

*Internal management of personal information is HIPAA compliant.

General Information

Supplier _____

Contact Name _____

Address _____

City _____ State _____ Zip _____

Phone # _____ Email _____

Ship to (if different from above)

NOTE: Ride Custom Systems must be fitted by a Ride Certified Provider and WILL NOT be drop shipped to end users.

Address _____

City _____ State _____ Zip _____

Phone # _____ Email _____

Referral Source

Facility Name _____

Clinician Name _____

Phone # _____ Email _____

Ride® Custom Systems Face Sheet

Client First and Last Name _____

Client Information

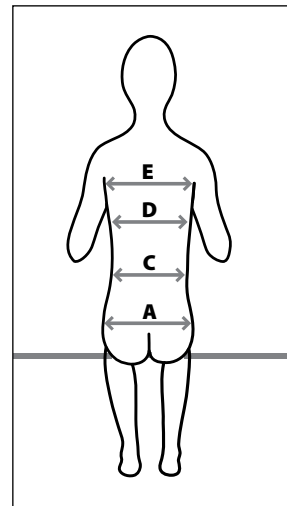
WARNING: Caution should be exercised when capturing shapes in Ride Simulators for people with osteoporosis, bone cancer, history of pathological fracture, osteogenesis imperfecta, or any brittle bone condition.

Sex: M F Diagnosis _____

Height _____ Weight _____

Client Measurements

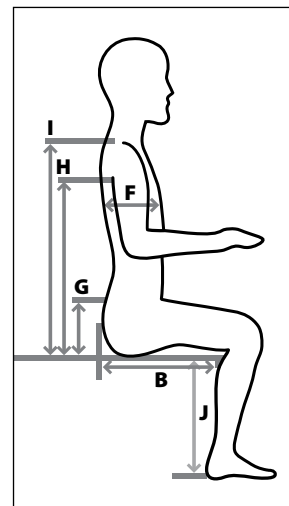
- | | |
|--|------------------------------|
| A. Trochanters _____" | F. A-P Mid-Thorax _____" |
| B. Leg length Left _____" Right _____" | G. Top of Iliac Crest _____" |
| C. Waist _____" | H. Axilla height _____" |
| D. Mid-Thorax _____" | I. Top of shoulder _____" |
| E. Axilla _____" | J. Knee to heel _____" |




Mobility Base Specifications

Wheelchair Make _____ Model _____

Frame Width _____" Depth _____"





Ride® Custom AccuSoft™ Cushion Order Form

Client First and Last Name _____

NOTE: This order form must be accompanied by a Ride Custom Seating Systems Face Sheet.
Prices effective June 1, 2020.

| Item | Part Number | Mfr. Sugg. Retail Price* |
|--|-------------|--------------------------|
| <input type="checkbox"/> Ride Custom AccuSoft Cushion - Soft Medicare HCPCS Code E2609 Select one outer cover:† | RCAC-S | \$1970.00 |
| <input type="checkbox"/> Outer breathable spacer fabric zip cover | RCAC-CBZ | |
| OR | | |
| <input type="checkbox"/> Outer wipeable incontinence-resistant cover | RCAC-IC | |
| <input type="checkbox"/> Ride Custom AccuSoft Cushion - Extra Soft Medicare HCPCS Code E2609 Select one outer cover: † | RCAC-XS | \$1970.00 |
| <input type="checkbox"/> Outer breathable spacer fabric zip cover | RCAC-CBZ | |
| OR | | |
| <input type="checkbox"/> Outer wipeable incontinence-resistant cover | RCAC-IC | |

NOTE: Every cushion comes standard with an inner moisture-resistant cover.

Shape Capture Process (please check one)

- Bead Bag**
Indicate Shape Capture Base size used:
 - Small (Blue) Medium (White)
 - Large (Red) None
- Impression Foam Simulator**
Size: Small Medium Large
If impression foam is sent to Ride Designs, a RideWorks scanning fee will apply.
 - RideWorks Scanning Fee RCC-FEE \$ 275.00
- Scan of existing cushion (insert existing cushion measurements below)**
Length L _____" R _____" Rear width _____" Front width _____"
Height at the following corners: Front L _____" Front R _____" Rear L _____" Rear R _____"
Is the existing cushion used on a sling seat? Yes No
- Java® Cushion used to determine shape and dimensions (see instructions on page 5)**

Resting Posture of Pelvis in Ride Shape Capture

- Neutral Posterior Anterior

* All prices are in U.S. dollars.

† Additional covers available in Section 8.

Ride® Custom AccuSoft™ Cushion Order Form

Client First and Last Name _____

1. Photos and Scan

Using RideWorks? Use RideWorks app to:

- Photograph front and both sides of client during shape capture.
- Photograph captured shape.
- Scan captured shape.
- Take any and all additional photos that may help.

Not using RideWorks? Include:

- Photograph of front and side view of client during shape capture or evaluation in Java Cushion.
- Photograph of captured shape or of Java Cushion once evaluation is complete.

2. Cushion/Wheelchair Interface (Flat bottom for solid seat is standard.)

| Item | Part Number | Mfr. Sugg. Retail Price* |
|--|-------------|--------------------------|
| <input type="checkbox"/> Bevel-Cut Modification for sling seat | RCC-BC | \$ 128.00 |
| <input type="checkbox"/> Drop Seat Modification, 1" drop | RCC-WC003 | \$ 128.00 |
| <input type="checkbox"/> Custom Mounting Platform (not compatible with bevel cut modification) ABS platform with indexing tabs to ensure correct placement of cushion on seat | RCC-CMP | \$ 406.00 |

3. Cushion Width (Actual cushion width will be 1/2" less than specified.)

| Item | Part Number | Mfr. Sugg. Retail Price* |
|---|-----------------------|--------------------------|
| Standard <input type="checkbox"/> 10" <input type="checkbox"/> 11" <input type="checkbox"/> 12" <input type="checkbox"/> 13" <input type="checkbox"/> 14" <input type="checkbox"/> 15" <input type="checkbox"/> 16" <input type="checkbox"/> 17" <input type="checkbox"/> 18" <input type="checkbox"/> 19" <input type="checkbox"/> 20" | RCAC-____ (width) | No charge |
| Extra large width <input type="checkbox"/> 21" <input type="checkbox"/> 22" <input type="checkbox"/> 23" <input type="checkbox"/> 24" | RCAC-W____ (width) | \$ 132.00 |

**NOTE: Virtually any size cushion can be built.
Call for a quote.**

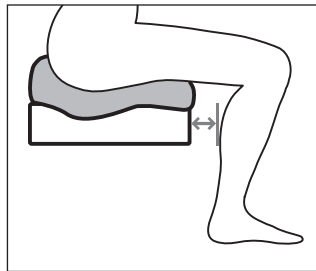
4. Cushion Length

(IMPORTANT: Specify cushion length relative to front of Shape Capture Base or Java Evaluator Cushion as shown.)

Measure from front of Shape Capture Base or Java Evaluator Cushion to establish cushion length.

Note: Cushion must not exceed wheelchair dimensions by more than 1" in any direction.

| Item | Part Number | Mfr. Sugg. Retail Price* |
|--|-------------|--------------------------|
| <input type="checkbox"/> Equal to Shape Capture Base length | RCC-CLAC | Standard |
| Symmetrical Length <input type="checkbox"/> Add _____" to Shape Capture Base length <input type="checkbox"/> Subtract _____" to Shape Capture Base length | RCC-CLSL | No charge |
| Asymmetrical Length | | \$ 128.00 |
| LEFT | RCC-CLALL | |
| <input type="checkbox"/> Equal to Shape Capture Base length <input type="checkbox"/> Add _____" to Shape Capture Base length <input type="checkbox"/> Subtract _____" to Shape Capture Base length | | |
| RIGHT | RCC-CLALR | |
| <input type="checkbox"/> Equal to Shape Capture Base length <input type="checkbox"/> Add _____" to Shape Capture Base length <input type="checkbox"/> Subtract _____" from Shape Capture Base length | | |



Missed this step? Indicate desired length of cushion on each side L _____" R _____"

| | | |
|---|---------|----------|
| <input type="checkbox"/> Undercut Front Edge 1" | RCC-UC1 | \$ 70.00 |
|---|---------|----------|

How to use a Java® Cushion to evaluate Custom AccuSoft Cushion specifications

Step 1

Sit client on an appropriately-sized Java Cushion.

Size used: Width _____" Length _____"

Proceed to Page 6 if a scanned shape is being submitted.

Step 2

Determine targeted cushion width in 1" increments.

Record targeted width in section 3 of the cushion order form.

Step 3

Determine targeted cushion length relative to the front of the Java Evaluator Cushion.

Measure from the front of the Java Cushion to establish cushion length.

Record targeted cushion length in section 4 of the cushion order form.

Step 4

Determine if additional lateral pelvic control is needed, adding Ride CAM Wedges to achieve this. Indicate where, and how many, Wedges were used.

The Ride Custom AccuSoft Cushion will be carved to match the contour created by Ride CAM Wedge placement.

No Wedges used

Wedges used on left side

0 1 2

Wedges used on right side

0 1 2

Step 5

Determine targeted sitting height and record in section 5 of the cushion order form.

Note: the height of the Java Cushion base and foam topper is as low as the Custom AccuSoft Cushion can be made.

Step 6

Determine whether wedges are needed under the Java Cushion during evaluation to achieve the desired position for correction or accommodation of pelvic/femoral asymmetries.

Record the usage of wedges here and record the targeted height in all four corners. Lateral height can be increased up to 2" from the top of the Java Evaluator Cushion.

Note: If more than 2" of additional lateral height is needed, please utilize Ride shape capture tools to capture and scan the shape.

Wedges used:

Front Back Left Side Right Side

Cushion height at corners:

Front Right _____" Front Left _____" Rear Right _____" Rear Left _____"

Step 7

Determine if additional medial and/or lateral thigh support is necessary in section 7 of the cushion order form.

Lateral height can be increased by up to 2" from the top of the Java Cushion, in 1" increments.

Note: If more than 2" of additional lateral height is needed, please utilize Ride shape capture tools to capture and scan the shape.

Step 8

Complete the remainder of the order form and email, along with photos of the client in the Java Evaluator Cushion, to: customerservice@ridedesigns.com.

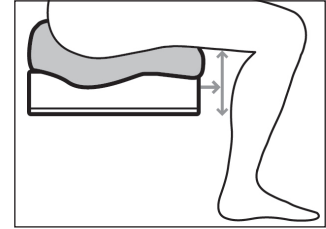
Ride® Custom AccuSoft™ Cushion Order Form
Client First and Last Name _____

5. Sitting Height

Targeted final front cushion height (see diagrams at right)

Height: L leg _____" R leg _____"

NOTE: This final height is not guaranteed. Results are dependent upon the accuracy of the captured shape. Height does not include cover thickness.



For targeted cushion height: at the projected cushion length, measure from the bottom of the shape capture base or Java Evaluator Cushion up to the underside of the leg with the feet properly positioned on the footplate(s).

| Item | Part Number | Mfr. Sugg. Retail Price* |
|---|-------------|--------------------------|
| <input type="checkbox"/> As captured | RCC-SHAC | Standard |
| <input type="checkbox"/> Increase overall height _____" | RCC-SHIH | \$ 150.00 |
| <input type="checkbox"/> As low as possible | RCC-SHDH | \$ 150.00 |

6. Cushion Contour

| Item | Part Number | Mfr. Sugg. Retail Price* |
|---|-------------|--------------------------|
| <input type="checkbox"/> Ride contour** Cushion is manufactured with Ride's patented mechanism of support which reduces forces at high risk areas and provides slightly greater forces at low risk areas | RCAC-RC | No charge |
| <input type="checkbox"/> Full contact** Cushion manufactured as captured | RCC-FC | No charge |

**NOTE: The Custom AccuSoft Cushion is not a fully off-loading cushion. For highest level of skin protection, we recommend the Ride Custom 2 Cushion.



Determine targeted front of cushion height (front view).

7. Thigh/Femoral Support

| Item | Part Number | Mfr. Sugg. Retail Price* |
|---|-------------|--------------------------|
| Medial Thigh Support If no selection is made, the medial thigh support will be manufactured as captured. | | |
| <input type="checkbox"/> As captured | RCC-MTAC | Standard |
| <input type="checkbox"/> Eliminate | RCC-MTE | No charge |
| <input type="checkbox"/> Increase _____" (maximum 3" total height) | RCC-MTI | \$ 113.00 |
| <input type="checkbox"/> Decrease _____" | RCC-MTD | No charge |
| <input type="checkbox"/> Decrease as marked with line on Shape Capture Bag | RCC-MTM | No charge |

Lateral Thigh Support

LEFT

| | | |
|--|----------|-----------|
| <input type="checkbox"/> As captured | RCC-LTAC | Standard |
| <input type="checkbox"/> Eliminate | RCC-LTEL | No charge |
| <input type="checkbox"/> Increase _____" (maximum 3" total height) | RCC-LTIL | \$ 113.00 |
| <input type="checkbox"/> Decrease _____" | RCC-LTDL | No charge |
| <input type="checkbox"/> Decrease as marked with line on Shape Capture Bag | RCC-LTML | No charge |

RIGHT

| | | |
|--|----------|-----------|
| <input type="checkbox"/> As captured | RCC-LTAC | Standard |
| <input type="checkbox"/> Eliminate | RCC-LTER | No charge |
| <input type="checkbox"/> Increase _____" (maximum 3" total height) | RCC-LTIR | \$ 113.00 |
| <input type="checkbox"/> Decrease _____" | RCC-LTDR | No charge |
| <input type="checkbox"/> Decrease as marked with line on Shape Capture Bag | RCC-LTMR | No charge |

Ride® Custom AccuSoft™ Cushion Order Form

Client First and Last Name _____

8. Covers

| Item | Part Number | Mfr. Sugg. Retail Price* |
|--|------------------------|--------------------------|
| <input type="checkbox"/> For the outer breathable spacer fabric zip cover included with cushion (if selected) | | |
| <input type="checkbox"/> Spandex layer over spacer fabric | RCAC-SP | \$ 76.00 |
| <input type="checkbox"/> Two-layer spacer fabric Soft Fit | RCAC-EM2 | \$ 140.00 |
| <input type="checkbox"/> Additional breathable spacer fabric zip cover | RCAC-CBZA ____ (width) | \$ 203.00 |
| <input type="checkbox"/> Spandex layer over spacer fabric | RCAC-SP | \$ 76.00 |
| <input type="checkbox"/> Two-layer spacer fabric Soft Fit | RCAC-EM2 | \$ 140.00 |
| <input type="checkbox"/> Additional outer incontinent-resistant cover Note: Only recommended for chronically incontinent clients. Does not replace inner, moisture-resistant cover. | RCAC-ICA | \$ 246.00 |
| <input type="checkbox"/> Additional inner incontinent-resistant cover | RCC-INICA | \$ 246.00 |

9. Additional Custom AccuSoft Accessories/Items

| Item | Part Number | Mfr. Sugg. Retail Price* |
|---|-------------|--------------------------|
| <input type="checkbox"/> Ride CAM® Wedge Kit** | RCC-WK | \$ 36.00 |
| <input type="checkbox"/> 1" / 3cm Cushion Orientation Wedge | | |
| <input type="checkbox"/> For 14" / 36cm cushion widths | OW-1414 | \$ 77.00 |
| <input type="checkbox"/> For 15" / 38cm and 16" / 41cm cushion width | OW-1616 | \$ 77.00 |
| <input type="checkbox"/> For 17" / 43cm and 18" / 46cm cushion widths | OW-1816 | \$ 77.00 |
| <input type="checkbox"/> For 19" / 48cm and 20" / 51cm cushion widths | OW-2016 | \$ 77.00 |

Wedge to be used: (select one)

- Outside cover
- Inside cover

If inside cover, thick edge of the wedge to be placed:

- Back of cushion
- Front of cushion
- Left side of cushion
- Right side of cushion

10. Growth

| Item | Part Number | Mfr. Sugg. Retail Price* |
|--|-------------|--------------------------|
| <input type="checkbox"/> Growth Kit Provides for one growth adjustment, including a new cover, during two year warranty period. Width and/or length, and/or height only. Changes in pelvic alignment and body shape can not be accommodated through growth adjustment. (This option requires shipping cushion to Ride Designs with RA.) | RCC-DGK | \$ 251.00 |

Total: _____

We offer a 90 day fit and function guarantee and a two year warranty for all our custom products. Details can be found on our website at www.ridedesigns.com.

* All prices are in U.S. dollars.

** One size fits all. Trim in field for correct fit.

Special Instructions or Comments

NOTE: May affect price; call to request quote.

Pair the Ride Custom AccuSoft Cushion with a Ride Custom Back Support for optimal seating

Consider Ride Designs' lightweight, thin-profile, and adjustable Custom Back support for the widest range of seating needs.

Breathable

The Brock® Composite liner material and spacer fabric cover help to keep the sitter dry and comfortable in virtually any climate.

Protection and comfort

Supplementary padding and reliefs improve protection and comfort at sensitive areas.

Easy to clean and adjust

Removable and ventilated inner shell eases cleaning, maintenance, and adjustments.

Mounting options

Strong ventilated outer shell provides stability and surfaces for easy mounting of hardware and accessories.

Growable

Like the Ride Custom AccuSoft Cushion, the Back can be grown at a fraction of the cost of a new custom system.

More information at www.ridedesigns.com



Ride Custom Back paired with the Ride Custom AccuSoft Cushion.

* All prices are in U.S. dollars.



Ride Designs®
a branch of Aspen Seating, LLC

toll-free 866.781.1633
phone 303.781.1633
fax 303.781.1722

www.ridedesigns.com