



NOTE: Itemized order forms are available should that be your preference.

Ride® Custom 2 Cushion Bundled Package Order Form

Client's First and Last Name* _____

Ride Custom 2 Cushion (RCC200)

Shape provided via:

- RideWorks® Scan
- Impression Foam
- Evaluator Cushion

Date of shape capture: _____

Account # _____
PO # _____
Date _____ SO# _____
SN# _____

*Internal management of personal information is HIPAA compliant.

General Information

Supplier _____

Ride Certified Practitioner Name _____

Address _____

City _____ State _____ Zip _____

Phone # _____ Email _____

Ship to (if different from above)

NOTE: Ride Custom Systems must be fitted by a Ride Certified Provider and WILL NOT be drop shipped to end users.

Address _____

City _____ State _____ Zip _____

Phone # _____ Email _____

Referral Source

Facility Name _____

Clinician Name _____

Phone # _____ Email _____

Ride® Custom 2 Cushion Bundled Package Order Form

Client First and Last Name _____

Client Information

WARNING: Caution should be exercised when capturing shapes in Ride Simulators for people with osteoporosis, bone cancer, history of pathological fracture, osteogenesis imperfecta, or any brittle bone condition.

Sex: M F Diagnosis _____

Height _____ Weight _____

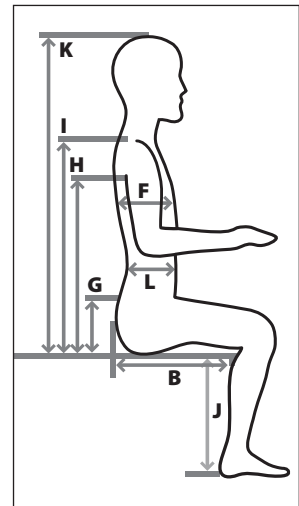
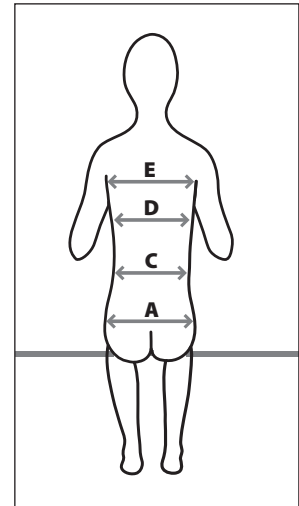
Client Measurements

- | | |
|--|------------------------------|
| A. Trochanters _____" | G. Top of Iliac Crest _____" |
| B. Leg length Left _____" Right _____" | H. Axilla height _____" |
| C. Waist _____" | I. Top of shoulder _____" |
| D. Mid-Thorax _____" | J. Knee to heel _____" |
| E. Axilla _____" | K. Top of head _____" |
| F. A-P Mid-Thorax _____" | L. A-P abdomen _____" |

Mobility Base Specifications

Wheelchair Make _____ Model _____

Frame Width _____" Depth _____"



Ride Designs®
a branch of Aspen Seating, LLC

toll-free 866.781.1633
phone 303.781.1633
fax 303.781.1722

www.ridedesigns.com

Ride® Custom 2 Cushion Bundled Package Order Form

Client First and Last Name _____

The RCC200-B01 Bundled Package includes all of the following options

Foam Options

Item	Part Number
<input type="checkbox"/> Standard Foam (max. weight 250 lbs.)	RCC2-SF
<input type="checkbox"/> Firm Foam (max. weight 300 lbs.)	RCC2-FF
<input type="checkbox"/> Standard Foam with front cushion reinforcement	RCC2-SF-CR
<input type="checkbox"/> Firm Foam with front cushion reinforcement	RCC2-FF-CR

Cushion Width (Actual cushion width will be 1/2" less than specified.)

Item	Part Number
Standard <input type="checkbox"/> 10" <input type="checkbox"/> 11" <input type="checkbox"/> 12" <input type="checkbox"/> 13" <input type="checkbox"/> 14" <input type="checkbox"/> 15" <input type="checkbox"/> 16" <input type="checkbox"/> 17" <input type="checkbox"/> 18" <input type="checkbox"/> 19" <input type="checkbox"/> 20"	RCC2-____ (width)
Extra large width <input type="checkbox"/> 21" <input type="checkbox"/> 22" <input type="checkbox"/> 23" <input type="checkbox"/> 24"	RCC2-W____ (width)
<input type="checkbox"/> Tapered width Back width _____" Front width _____"	RCC-CWTW

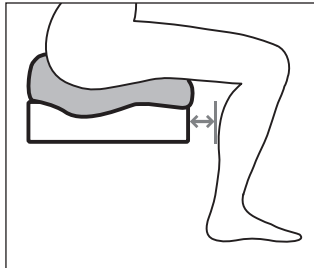
NOTE: For cushion widths greater than 24," please call for a quote.

Cushion Length (IMPORTANT: Specify cushion length relative to front of Shape Capture Base as shown.)

Measure from front of Shape Capture Base to establish cushion length.
 Note: Cushion must not exceed wheelchair dimensions by more than 1" in any direction.

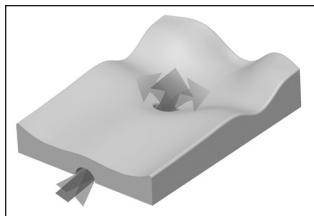
Item	Part Number
<input type="checkbox"/> Equal to Shape Capture Base length	RCC-CLAC
Symmetrical Length <input type="checkbox"/> Add _____" to Shape Capture Base length <input type="checkbox"/> Subtract _____" to Shape Capture Base length	RCC-CLSL
Asymmetrical Length LEFT <input type="checkbox"/> Equal to Shape Capture Base length <input type="checkbox"/> Add _____" to Shape Capture Base length <input type="checkbox"/> Subtract _____" to Shape Capture Base length	RCC-CLALL
RIGHT <input type="checkbox"/> Equal to Shape Capture Base length <input type="checkbox"/> Add _____" to Shape Capture Base length <input type="checkbox"/> Subtract _____" from Shape Capture Base length	RCC-CLALR

Missed this step? Indicate desired length of cushion on each side L _____" R _____"



Modifications

Item	Part Number
<input type="checkbox"/> 1" undercut	RCC-UC1
<input type="checkbox"/> Ventilation channel	RCC2-VC
<input type="checkbox"/> Bevel Cut Modification for sling seat	RCC-BC



Custom ventilation channel helps manage heat and moisture.

Sitting Height

Targeted final front cushion height (see diagrams at right)

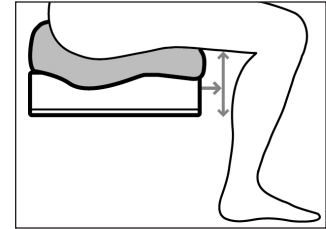
Height: L leg _____" R leg _____"

NOTE: This final height is not guaranteed. Results are dependent upon the accuracy of the captured shape. Height does not include cover thickness.

Item	Part Number
<input type="checkbox"/> As captured	RCC-SHAC
<input type="checkbox"/> Increase overall height _____"	RCC-SHIH
<input type="checkbox"/> As low as possible	RCC-SHDH

Cushion Contour

Item	Part Number
<input type="checkbox"/> Off-load bony prominences Off-loads bony prominences and enhances loading of areas tolerant of pressure and shear for best skin protection, postural control and microclimate.	RCC2-OBP
<input type="checkbox"/> Reticulated foam well insert kit For gentle support to bony prominences and to maintain a high level of microclimate management. ⚠️ ONE SIZE: Must be trimmed in field to fit. Not compatible with Full Contact Option	RCC2-WI
<input type="checkbox"/> Full contact Cushion manufactured as captured (compromises air flow and microclimate management at bony prominences). ⚠️ WARNING: Full contact is not recommended for users at high risk of skin breakdown.	RCC-FC



For targeted cushion height: at the projected cushion length, measure from the bottom of the shape capture base up to the underside of the leg with the feet properly positioned on the footplate(s).



Determine targeted front of cushion height (front view).

Ride® Custom 2 Cushion Bundled Package Order Form

Client First and Last Name _____

Thigh/Femoral Support

Item	Part Number
------	-------------

Medial Thigh Support If no selection is made, the medial thigh support will be manufactured as captured.

- As captured RCC-MTAC

- Eliminate RCC-MTE

- Increase _____" (maximum 3" total height) RCC-MTI

- Decrease _____" RCC-MTD

- Decrease as marked with line on Shape Capture Bag RCC-MTM

Lateral Thigh Support

LEFT

- As captured RCC-LTAC

- Eliminate RCC-LTEL

- Increase _____" (maximum 3" total height) RCC-LTIL

- Decrease _____" RCC-LTDL

- Decrease as marked with line on Shape Capture Bag RCC-LTML

RIGHT

- As captured RCC-LTAC

- Eliminate RCC-LTER

- Increase _____" (maximum 3" total height) RCC-LTIR

- Decrease _____" RCC-LTDR

- Decrease as marked with line on Shape Capture Bag RCC-LTMR

Covers

Item	Part Number
------	-------------

- One breathable spacer fabric zip cover included
 - Spandex layer over spacer fabric RCC-SP

 - Two-layer spacer fabric Soft Fit RCC-EM2

Ride® Custom 2 Cushion Bundled Package Order Form
Client First and Last Name _____

Custom Cushion Accessories/Items

Item	Part Number
<input type="checkbox"/> Ride CAM® Wedge Kit**	RCC-WK
<input type="checkbox"/> 1" / 3cm Cushion Orientation Wedge	
<input type="checkbox"/> For 14" / 36cm cushion widths	RCC-OW-1414
<input type="checkbox"/> For 15" / 38cm and 16" / 41cm cushion width	RCC-OW-1616
<input type="checkbox"/> For 17" / 43cm and 18" / 46cm cushion widths	RCC-OW-1816
<input type="checkbox"/> For 19" / 48cm and 20" / 51cm cushion widths	RCC-OW-2016

- Wedge to be used: (select one)
- Outside cover
 - Inside cover
- If inside cover, thick edge of the wedge to be placed:
- Back of cushion
 - Front of cushion
 - Left side of cushion
 - Right side of cushion

Additional Options

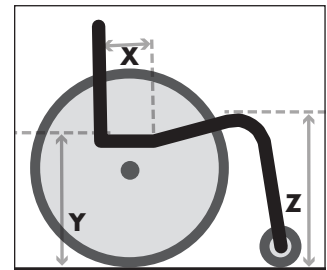
Price not included in bundled package

Cushion/Wheelchair Interface Options

Item	Part Number	Mfr. Sugg. Retail Price*
<input type="checkbox"/> Drop Seat Modification, 1" drop	RCC-WC003	\$ 135.00
<input type="checkbox"/> Custom Mounting Platform ABS platform with indexing tabs to ensure correct placement of cushion on seat (not compatible with bevel cut or drop seat modification)	RCC-CMP	\$ 428.00
<input type="checkbox"/> Ergo frame: provide measurement "X" ____ (see illustration at right) "Y" Rear seat to floor height ____ "Z" Front seat to floor height ____	RCC2-ERGO	\$ 134.00

Cushion Modification Options

Item	Part Number	Mfr. Sugg. Retail Price*
<input type="checkbox"/> Cross brace notches L _____" R _____" (as measured from front of back canes to center of cross-brace)	RCC-WC003CB	\$ 86.00
<input type="checkbox"/> Front rigging notches _____ " W x _____ " D x _____ " H	RCC-WCFR	\$ 86.00



Ergo frame measurement needed.

Additional Cover Options

Item	Part Number	Mfr. Sugg. Retail Price*
<input type="checkbox"/> Additional breathable spacer fabric zip cover	RCC2-CBZA ____ (width)	\$ 215.00
<input type="checkbox"/> Spandex layer over spacer fabric	RCC-SP	\$ 81.00
<input type="checkbox"/> Two-layer spacer fabric Soft Fit	RCC-EM2	\$ 148.00
<input type="checkbox"/> Three-layer spacer fabric Soft Fit	RCC-EM3	\$ 161.00
<input type="checkbox"/> Outer incontinent resistant cover	RCC2-IC	\$ 259.00
<input type="checkbox"/> Inner incontinent resistant cover	RCC-INICA	\$ 259.00

Note: Only recommended for chronically incontinent clients. Does not replace spacer fabric outer cover.

* All prices are in U.S. dollars.

** One size fits all. Trim in field for correct fit.

Ride® Custom 2 Cushion Bundled Package Order Form

Client First and Last Name _____

Additional Options (continued)
Price not included in bundled package

Growth

Item	Part Number	Mfr. Sugg. Retail Price*
<input type="checkbox"/> Growth Kit Provides for one growth adjustment, including a new cover, during two year warranty period. Width and/or length, and/or height only. Changes in pelvic alignment and body shape can not be accommodated through growth adjustment. (This option requires shipping cushion to Ride Designs with RA.)	RCC2-DGK	\$ 265.00

Total: _____

Special Instructions or Comments

NOTE: May affect price; call to request quote.

We offer a 90 day fit and function guarantee and a two year warranty for all our custom products. Details can be found on our website at www.ridedesigns.com.

* All prices are in U.S. dollars.



Ride Designs®
a branch of Aspen Seating, LLC

toll-free 866.781.1633
phone 303.781.1633
fax 303.781.1722

www.ridedesigns.com
customerservice@ridedesigns.com