



Ride Designs® Custom Seating Systems

A no-compromise
custom wheelchair
seating solution for
excellent postural
control and skin health.



Lightweight
Adjustable
Growable
Skin safe




Ride Custom Cushion contour...

Ride Designs' patented process creates custom seating that works by eliminating the forces of pressure and shear at high risk areas while selectively applying the same forces to areas more tolerant.

Better Outcomes

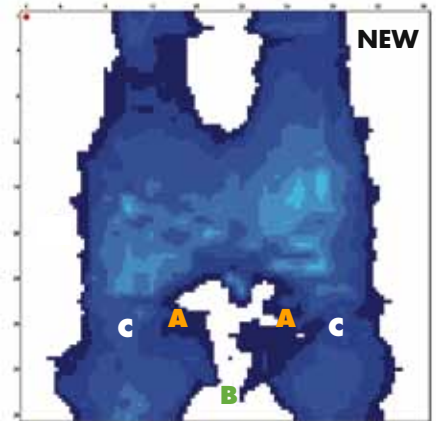
Old: Pressure Distribution

Person on a pressure distribution type cushion. Note peak pressure circled on right ischial tuberosity.



New: Force Isolation

Same person on force isolation type cushion by Ride Designs. Note off-loading of both ischial tuberosities (A), coccyx/sacrum (B), and decreased pressure at greater trochanters (C).



Breathable

The Brock® Composite cushion material and spacer fabric cover work in concert to keep the sitter dry and comfortable in virtually any climate.

▲ Detail of spacer fabric in cover.

Lightweight

About three pounds*: A fraction of the weight of other cushions.

*Weight of an average 16" by 16" Ride Custom Cushion.



Simple and adjustable

The Ride CAM® can be used to adjust the contours to accommodate weight change, tissue atrophy, and postural change.

Ride Custom Back support...



▲ Cutaway view of Ride Custom Back ventilation and support layers.

Custom Back Mounting Options



Dynamic Strap Mount for a lighter, dynamic interface for the active user.



Adjustable and Removable Multi-Axial Hardware for the widest range of adjustment.



Light Adjustable and Removable Multi-Axial Hardware for a more elegant and lighter interface with less range of adjustment.

Ride Designs' new, lightweight, thin-profile, and adjustable Custom Back support for the widest range of needs.

Breathable

The Brock Composite liner material and spacer fabric cover help to keep the sitter dry and comfortable in virtually any climate.

Protection and comfort

Supplementary padding and reliefs improve protection and comfort at sensitive areas.

Easy to clean and adjust

Removable and ventilated inner shell eases cleaning, maintenance, and adjustments.

Mounting options

Strong ventilated outer shell provides stability and surfaces for easy mounting of hardware and accessories.

Growable


Like the Ride Custom Cushion, the Back can be grown at a fraction of the cost of a new custom system.

Ride Custom Systems



People are unique and their seating systems need to be as individual as they are. Specific and accurate application of our patented methods of support helps to ensure the best of seating outcomes.

- Improved mobility, balance, and control.
- Application of pressure and shear only where you need it.
- Aids in skin health by off-loading at-risk areas.
- Light weight and breathable.
- Adjustable.
- Growable.
- Completely washable.
- Coded for Medicare/ Medicaid reimbursement.
- 90 day fit and function guarantee.
- 2 year product warranty.



Other Ride Solutions

**Corbac™
Adjustable Contour
Back Support**



Forward™ Cushion



Control, Comfort, Protection



◀ The **Corbac™ Adjustable Contour Back Support** is the perfect match for the Ride Forward and Custom cushions.

◀ The **Ride Forward™ Cushion** is a simpler and softer expression of the Ride Custom Cushion, appropriate for people with less unique and challenging skin and postural control needs.



Ride Designs®
a branch of Aspen Seating, LLC
4211-G South Natches Court
Sheridan, Colorado 80110

phone: 303.781.1633
toll-free: 866.781.1633
www.ridedesigns.com